



HOW TO THROW A FOREVER PARTY



Send out invitations

Invite friends and family or host a party for a Sunday School class or as a kid's ministry event. A Forever Party is a great way to tell kids about Christ and the hope of the future with him. You can use this as a fun form of outreach or to disciple young believers.



Set the scene

One of the amazing things about forever with Jesus is that it'll be better than all our favorite things. To help kids see this, you might try choosing decorations that span various favorite themes so that every child can find something to get excited about. Kids can decorate themselves with downloads of the "Come Quickly Jesus" banners included in the free party pack. Another idea is to use a white paper table cloth that kids can draw on as decoration.



Choose Tasty Treats

Chocolate chip pancakes are featured in the storybook. You can find a recipe for these and for cake cookies in the free party pack. For home parties, these recipes are fun to make all together with kids. For larger parties, you might also lay out a candy or ice cream sundae bar to reinforce the idea of kids getting to pick out their favorite things.



Provide Plenty To Do

Offer coloring and activity sheets as well as crafts from the free party pack to help kids engage with the story and concept of the storybook. Plus these serve as take-home goodies kids can share with their parents and keep as momentos.

Some additional craft ideas include:

- Decorating party hats or noise makers with stickers, pom-poms, and other interactive elements.
- Stringing together beads to make party-themed bracelets or necklaces.
- Ripping or cutting up paper, old magazines, or other materials to make confetti to be thrown at the end of the party.
- Filling clear balloons with homemade confetti.



Get Into Games

Download a paper-based game from the free party pack. We also recommend playing games themed for the party, like:

- Telephone: Ask kids to sit in a circle. Whisper a message, preferably related to the theme of a Forever Party with Jesus, into one child's ear. That child should whisper the message into the next's ear and so on until you reach the last child. They should announce the message and see if it matches up to the original.
- Popcorn Pop: Toss a ball or small toy from person to person. Whoever catches it shouts something based on a prompt. If they can't think of something new to say, they are out and sit down. Possible prompts could be "Something you could eat forever," "a song you could sing everyday," or "a place you love to visit."
- Muscle Memory: Use a hand signal to announce something that will be made new. Ask kids to copy it. Then ask a child to repeat what you just did, and then add their own signal and announce something else made new. Ask all of the kids to copy both. Keep going around, asking each child to follow the sequence and add to it, then ask all of the kids to demonstrate the sequence. When someone forgets a part of the sequence, they are out and sit down.



Share the Story

Read *The Awesome Super Fantastic Forever Party* storybook, or play the full-read-through video of the story read by Joni Eareckson Tada. This can be accessed through the free party pack. There are also downloadable full-size illustrations you can project on a screen.



Praise Jesus Together

Follow up the story with a time of worship. Choose a couple of kid-friendly songs of praise. Even better if there are hand motions!



Capture the Memory

Get a picture of everyone all together and reiterate that one of the coolest things about forever with Jesus is getting to actually be with him and the people we love. No more goodbyes! No more arguments or sadness! Just joy forever together.



Invite Jesus Back

Hand out noisemakers or confetti. Tell kids it's time for this party to end, unlike the forever party with Jesus. That one will never end and we can't wait for it to begin so let's invite Jesus to come back and start that party soon! Everyone can cheer three times like at the end of the book "Come quickly Jesus!"



Hand Out Party Favors

We recommend giving every child a copy of *The Awesome Super Fantastic Forever Party* and the corresponding coloring book to keep and to revisit over and over again. You can find great deals on buying the book in bulk at thegoodbook.com. If you're buying on behalf of a church or ministry, you can save even more by contacting ministrypartners@thegoodbook.com.



Adaptation Recommendations

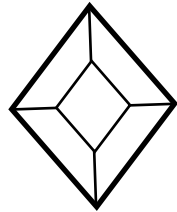
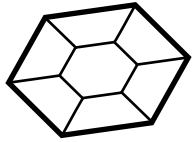
- For the coloring sheet that features a long table and encourages kids to draw food in the places designated, cut out images of food to glue in place instead of asking them to draw.
- Opt for crafts using pom-poms, stickers, and other textured, easy-to-handle materials.
- Instead of playing “Muscle Memory” ask volunteers to act out things they are excited to do in heaven. Ask kids to copy them or to make noise for which things they are excited about too.
- Use the picture version of the “Would you rather” sheet.



INSTRUCTIONS

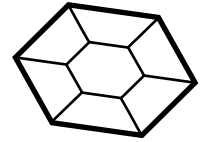

1. Color and cut out your party crown
2. Glue or tape the pieces together (a to a, b to b, c to c). The final length can be trimmed to fit

A



**KING
JESUS**

Our All-Time, Undisputed Lord!



C

B

A


C

B

Favorite Things



Draw your favorite thing about a party here.



COME

QUICKLY

JESUS!

Would You Rather...

If you were throwing a party, which would you choose? Circle your choice.



cake



OR



cookies



lots of friends



OR



just a few friends

to go somewhere



OR



to party at home

one big present



OR



lots of little presents

party hats



OR



just your own head

fancy clothes



OR



comfy clothes

loud music



OR



quiet music



When Jesus comes back, you won't have to choose!
Everything will be perfect!

