

Instructions

Begin with the artwork facing up.

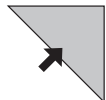
Tip: Dark shaded areas indicate the blank side.

1



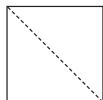
Cut along the dashed line.

2



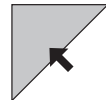
Fold.

3



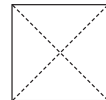
Unfold.

4



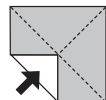
Fold.

5



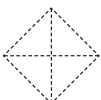
Unfold, then flip over.

6

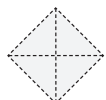


Fold corners into center.

7

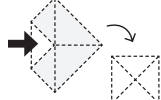


8



Flip over.

9



Fold corners into center.

10




Flip over.

11



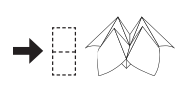
Fold in half.

12



Unfold.

13



Fold in Half & Slip Fingers into Flaps