

Write Your Own Retelling

Sometimes we can rush through Bible stories. It's partly because the Bible doesn't always give us as much detail and food for our imaginations as a modern story would! But there is detail there that we can think about and imagine. When we take time to think about what it was really like for the characters in a Bible passage, it brings the story to life... and it can help us know God better!

This activity is designed to help you do just that.

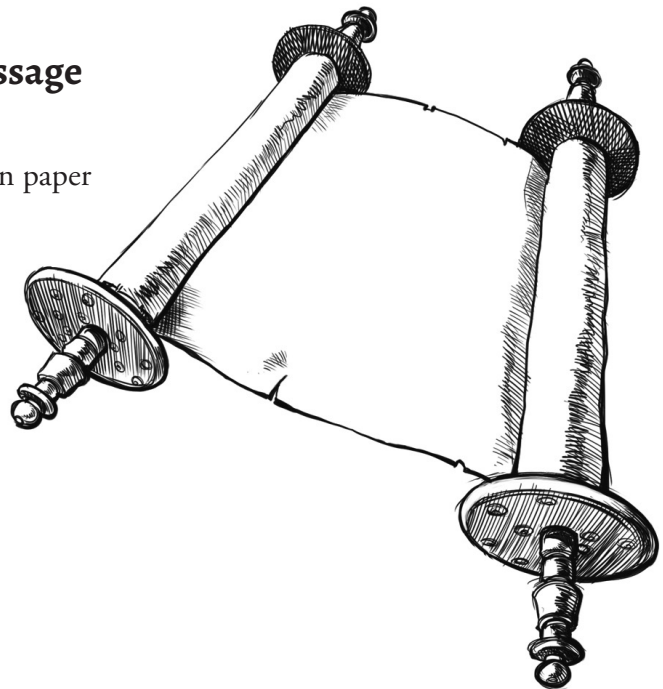
Step 1: Choose Your Story

Pick one story from the list below.

Story	Bible Passage	Retelling in <i>The Promise and the Light</i>
Mary meets the angel	Luke 1:26-38	Chapter 8
Zechariah names John	Luke 1:57-66	Chapter 15
The shepherds hear the news	Luke 2:8-15	Chapter 21
Joseph is warned in a dream	Matthew 2:13-18	Chapter 25


Step 2: Read Your Chosen Bible Passage

Read it out loud to help you imagine it better!
You might find it helpful to print out a copy on paper so that you can highlight words and phrases that you want to remember for your retelling.



Step 3: Notice the Setting

Is it day or night? Rainy or sunny? Indoors or outdoors? First write down anything you can tell from the Bible passage, then add your own ideas.



5 Words to Describe the Setting:

--	--	--	--	--

Step 4: Describe a Character

Choose someone whose name is mentioned in the passage, or invent a character who could have been there. Look at the Bible passage to find out anything you can about what they looked like, how old they were, what their personality was like, and what they were wearing. Then add your own ideas!

If you like, you can choose a second character and do the same for them!

Character Name:

--

Character Name:

--

5 Words to Describe This Character:

5 Words to Describe This Character:



Step 5: Understand Your Character

If you're going to tell the story from one person's perspective, you need to get inside their mind! Use the boxes below to help you figure out what they are thinking or feeling throughout the story. Always check the Bible passage first for any information you can find there, then fill in the rest from your imagination.



What's the main thing that's happening in this story?

What does my character think or feel about what's happening?

Why does my character do what they do?

What are other characters thinking or feeling about what's happening?


Why do other characters do what they do?

Step 6: Add Detail

A good retelling includes details!

Reread the Bible passage and write down any details that you want to make sure you include in your retelling. Then think about what details you could include that aren't mentioned in the passage but would make sense as part of the story.

Make sure you include at least one thing that connects with each of the five senses.



Touch:

Taste:

Sight:

Hearing:

Smell:

Other Details:

Step 7: Imagine!

On a different sheet of paper or a computer, write your own retelling of this Bible story from the perspective of the character you chose. Use the notes you made above to set the scene, show emotions, and describe what is happening. Keep checking the Bible passage to make sure you are retelling what really happened!

Step 8: Compare and Contrast

When you're finished with your retelling, read the version in Katy Morgan's *The Promise and the Light* (in the chapters listed in the table in Step 1) and reread the Bible passage once again.

- What did you imagine differently than the author did?
- What does their retelling show you about the Bible passage that you didn't notice when you wrote your own?
- Is there anything you would change about your retelling now?